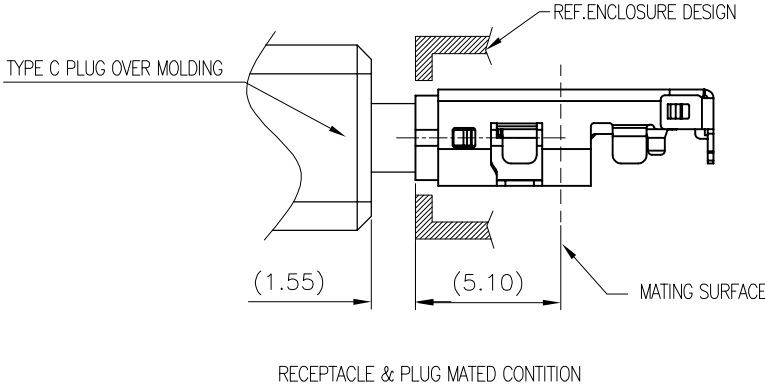
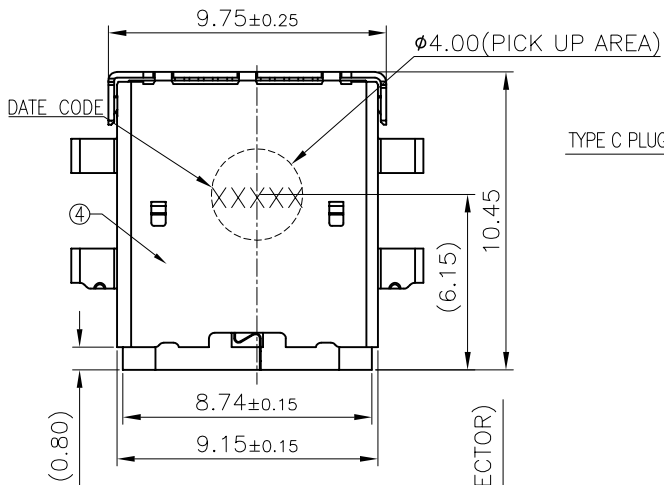


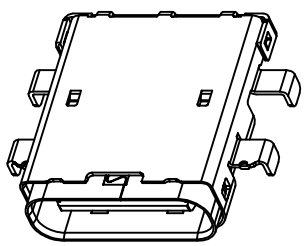
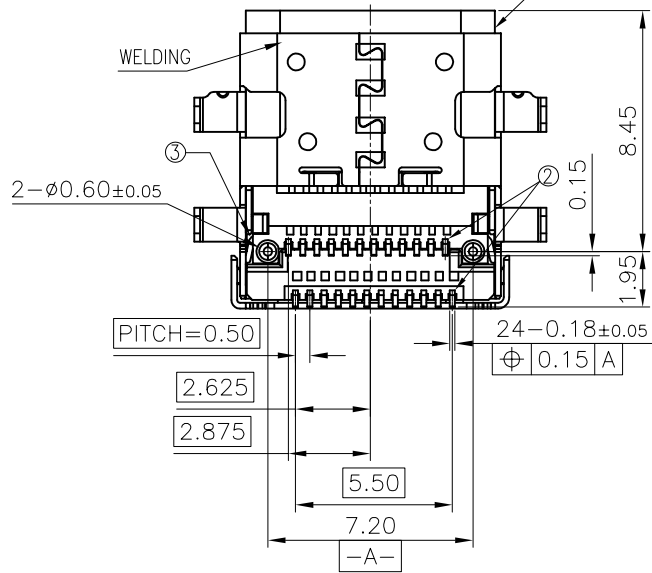
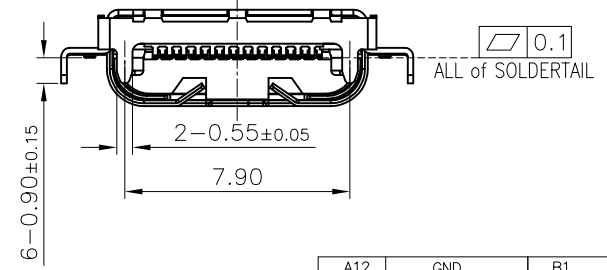
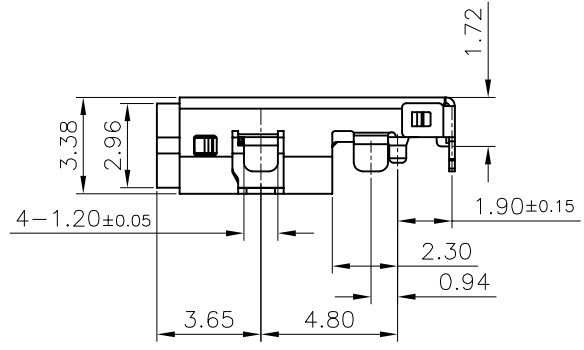
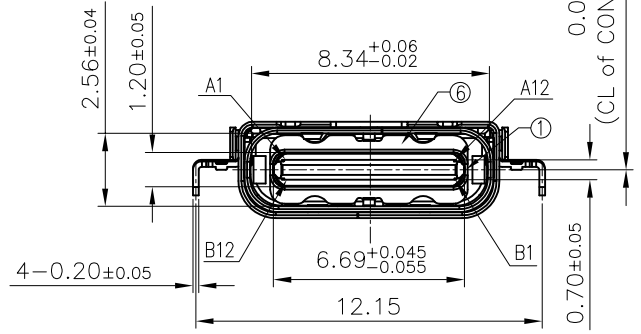


A B C D E F



- NOTES:
- MATERIAL:
    - HOUSING: THERMOPLASTIC, HIGH TEMP., UL94V-0;
    - CONTACT: HIGH CONDUCTIVITY COPPER ALLOY
    - GROUND PIN: STAINLESS STEEL
    - OUTER SHELL: STAINLESS STEEL
    - INNER SHELL: STAINLESS STEEL
    - EMC PAD: STAINLESS STEEL
  - FINISH:
    - CONTACT:
      - GOLD FLASH ON CONTACT FOR LEAD FREE.
      - 30u" Au ON CONTACT FOR LEAD FREE.
      - 80u" NICKEL UNDERPLATING OVERALL.
      - SOLDER TAILS: TIN 60u" MIN. OVER NICKEL.
    - GROUND PLATE & SHELL :
      - 50u" MIN NICKEL UNDERPLATING OVERALL.
  - SPEC. PLS. REFER TO PS-55907-XXXXX-XXX
  - PACKAGE PLS REFER TO 31861-XXXXX-XX-TRP
  - PART NUMBER 31861-024 X X-001

NO OF CKT: X  
 PACKING: 0: TAPE & REEL  
 PLATING: D: 30u" Au, 2: GOLD FLASH



| PIN | SIGNAL NAME | PIN | SIGNAL NAME |
|-----|-------------|-----|-------------|
| A12 | GND         | B1  | GND         |
| A11 | SSRXp2      | B2  | SSTXp2      |
| A10 | SSRXn2      | B3  | SSTXn2      |
| A9  | VBUS        | B4  | VBUS        |
| A8  | SBU1        | B5  | CC2         |
| A7  | Dn1         | B6  | Dp2         |
| A6  | Dp1         | B7  | Dn2         |
| A5  | CC1         | B8  | SBU2        |
| A4  | VBUS        | B9  | VBUS        |
| A3  | SSTXn1      | B10 | SSRXn1      |
| A2  | SSTXp1      | B11 | SSRXp1      |
| A1  | GND         | B12 | GND         |

| ITEM | DESCRIPTION  | Q'TY |
|------|--------------|------|
| 6    | EMC PAD      | 1    |
| 5    | INNER SHELL  | 1    |
| 4    | OUTER SHELL  | 1    |
| 3    | GROUND PLATE | 1    |
| 2    | CONTACT      | 24   |
| 1    | HOUSING      | 1    |

|                                       |                |          |
|---------------------------------------|----------------|----------|
| QUALITY SYMBOLS                       | DRAWN BY       | DATE     |
| MAJOR Ⓜ                               | Hsu, Wei Chun  | 21/08/20 |
| CRITICAL Ⓢ                            | CHECKED BY     | DATE     |
| GENERAL TOLERANCES (UNLESS SPECIFIED) | Chang, Chun Te | 21/08/20 |
| X. ±0.5                               | APPROVED BY    | DATE     |
| .X ±0.25                              | Kuo, Rong Hsun | 21/08/20 |
| .XX ±0.15                             | UNITS          | mm       |
| .XXX ±0.1                             | SCALE          | 2:1      |
| ANGLES ±2°                            | SHEET NO.      | 1 OF 2   |

**ACES ELECTRONICS**

TITLE: **USB TYPE C REC CONN. DUAL SMT TYPE**

SIZE: A4 DWG NO.: 31861-024XX-XXX

SCALE: 2:1 PART NO.: SEE NOTES

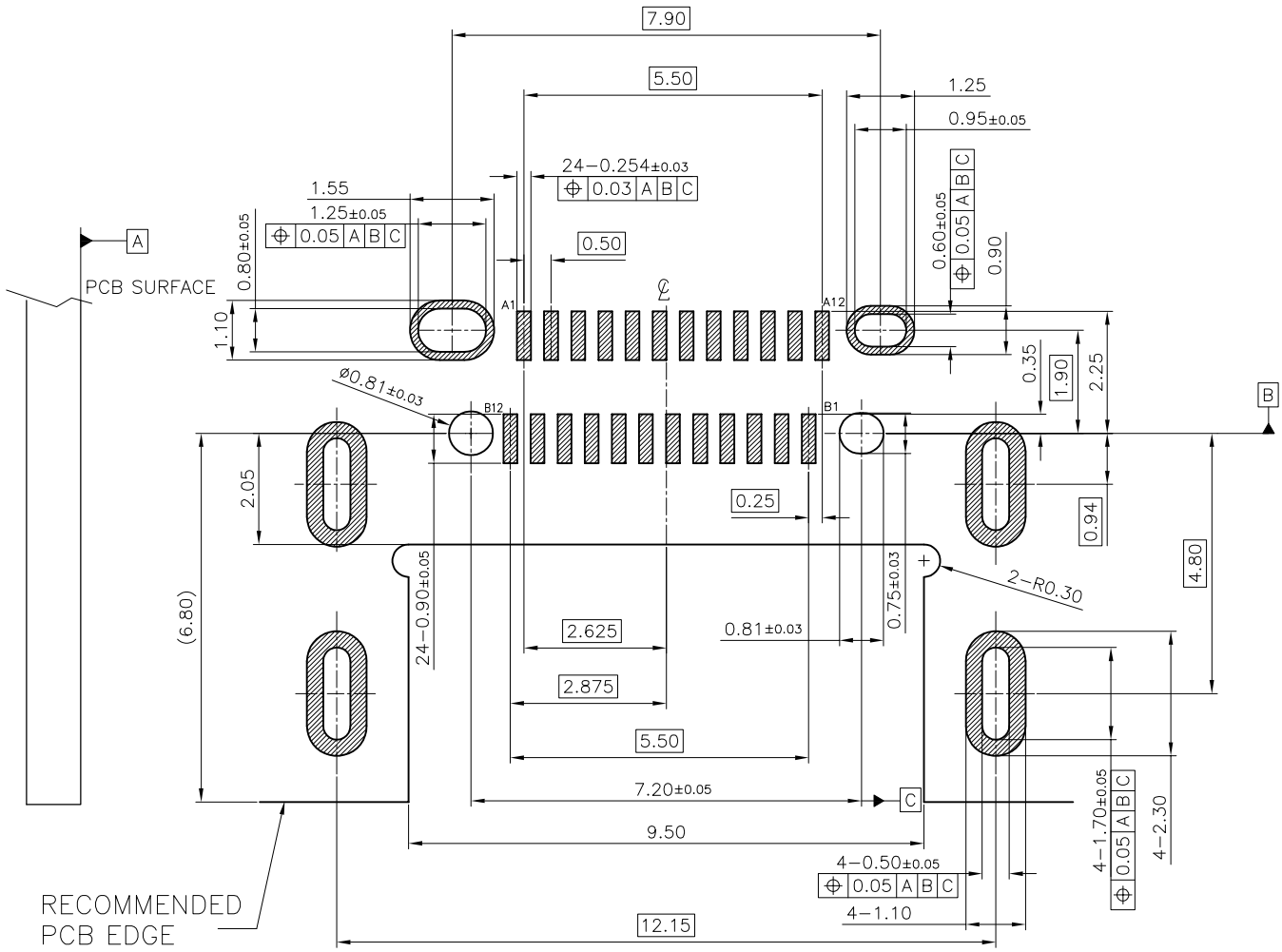
1  
2  
3  
4  
5

1  
2  
3  
4  
5



NOTES:

- 1.0 ELECTRICAL CHARACTERISTICS:
- 1.1 LOW LEVEL CONTACT RESISTANCE:  
INITIAL : 40mΩ FOR ALL CONTACT MAX.  
AFTER : 10mΩ MAX. CHANGE.
- 1.2 DIELECTRIC WITHSTANDING VOLTAGE :  
100 VAC FOR 1 MINUTE SEA LEVEL.
- 1.3 INSULATION RESISTANCE :  
100MΩ MIN.
- 1.4 CURRENT RATING :  
VBUS AND GND CONTACT RATED AT 1.25 A EA .  
PARALLELED FOR A TOTAL OF 5A .
- 2.0 MECHANICAL CHARACTERISTICS :
- 2.1 INSERTION FORCE : 5N~20N .
- 2.2 EXTRACTION FORCE : 8N~20N INITAL , 6N~20N FINAL.
- 2.3 DURABILITY : 10,000 CYCLES



RECOMMENDED PCBLAYOUT

TOP VIEW  
SCALE 8:1  
(TOLERANCE=±0.05mm)

|                                                                                                                                                               |                                                                                            |                                                          |                              |
|---------------------------------------------------------------------------------------------------------------------------------------------------------------|--------------------------------------------------------------------------------------------|----------------------------------------------------------|------------------------------|
| <b>QUALITY SYMBOLS</b><br>MAJOR<br>CRITICAL<br><b>GENERAL TOLERANCES</b><br>(UNLESS SPECIFIED)<br>X. ±0.5<br>.X ±0.25<br>.XX ±0.15<br>.XXX ±0.1<br>ANGLES ±2° | DRAWN BY<br>Hsu, Wei Chun<br>CHECKED BY<br>Chang, Chun Te<br>APPROVED BY<br>Kuo, Rong Hsun | DATE<br>21/08/20<br>DATE<br>21/08/20<br>DATE<br>21/08/20 |                              |
|                                                                                                                                                               | TITLE<br><b>USB TYPE C REC CONN.</b><br><b>DUAL SMT TYPE</b>                               |                                                          |                              |
| UNITS<br><b>mm</b>                                                                                                                                            |                                                                                            | SIZE<br><b>A4</b>                                        | PART NO.<br><b>SEE NOTES</b> |
| SCALE<br><b>2:1</b>                                                                                                                                           | SHEET NO.<br><b>2 OF 2</b>                                                                 | REV<br><b>A</b>                                          |                              |